

Multimedia judging guide 2010

This document is a guideline how to judge multimedia category in EMMA. The judging is done with the official EMMA multimedia DVD, produced and supplied by EMMA. The DVD has been produced in the Cap à Pie studios, the same studio that produce the sound quality CD.



Disc navigation

Main menu

Adjust the volume level according to the speakers voice (normal conversation level).

Track listing

1. Five positions
2. Motion picture
3. Music track - Le nozze di Figaro
4. Music track - Raison y dimy
5. LFE test
6. Speaker test - Pink noise
7. Test pictures
8. Zero bit track

9. Music track - Raison y dimy (DD 2.0)
10. Music track - Le nozze di Figaro (DD 2.0)

All tracks are recorded in Dolby Digital 5.1, except tracks 9 & 10 to be used for judging Multimedia Experienced & Advanced category.

Notes

- For judging category Master & Expert, select “Start” from the main menu and jump between the track by using forward/reverse.
- For judging category Experienced & Advanced (using only DD 2.0), select “Scenes and Bonus” and choose tracks from the menu. Please note, when you select the tracks from this menu you can’t skip track by using forward/reverse, so you must return to menu and select track.

Track explanations

1. Five positions

The speaker repeats “Test sequence close - far - extreme far” in the five positions. Defines the sound positions and focus, as well as the depth of the soundstage.

2. Motion picture

Listen to the systems tonal accuracy on a video from Las Vegas with 5.1 sound effects. Here are a few hints what to listen for:

| <u>Time</u> | <u>Description</u> |
|-------------|--|
| 1:12 | Follow the plane movements |
| 2:10 | Crowd is moving surround center to surround left |
| 2:24 | Jackhammer surround left |
| 2:42 | Powerful music |
| 3:16 | Police siren in background of traffic noise (making a 360 turn, starting in surround right) |
| 3:31 | Feel the presence being inside the casino environment |
| 3:43 | Starting car, left to right |
| 3:47 | Train center-right to surround right |
| 3:55 | Car driving by from center to surround center-right |
| 4:05 | Cars from center to right |
| 4:18 | Engine start surround left |
| 4:28 | Taxi breaking right to left |
| 4:31 | Church bell surround center-left |
| 4:38 | Plane from surround right to center |

3. Music track, Wolfgang Amadeus Mozart - Le nozze di Figaro

Listen to the systems tonal accuracy with music recorded in 5.1. The recording was made by WDR (German TV). Feel the presence in the recording made in an opera hall.

4. Music track, Madagascar Allstars - Raison y dimy

Listen to the systems tonal accuracy with music recorded in 5.1. The recording was made by WDR (German TV). The track plays some nice surround effects with one of the singers in the surround channels. Listen for the focus and position of each singer.

5. LFE test track

Judge the LFE integration on the sound effects. You can also find some nice surround effects.

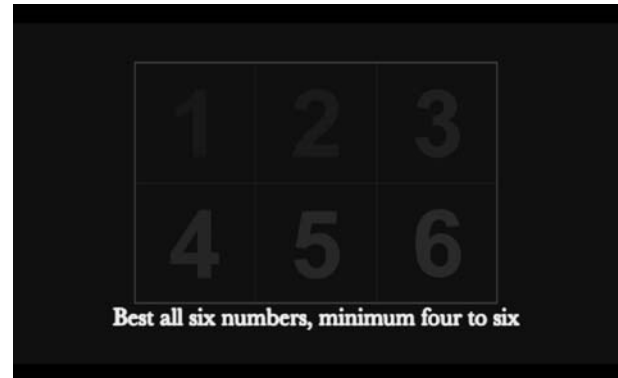
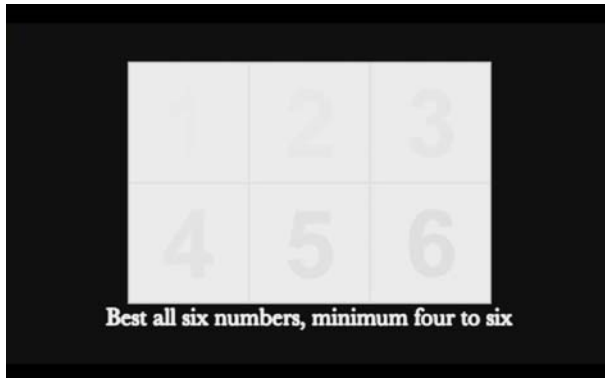
- Footsteps on ceiling
- Dragged stone
- Explosion

6. Speaker test - Pink noise

Full range 5.1 pink noise. First played one channel at the time, then making a 360 turn and ending with all channels at the same time.

7. Test pictures

Judge the screen performance by the test pictures.




Contrast, bright

On a perfectly tweaked screen you should see all six numbers. The box should be in true white, the background in true black.

Contrast, dark

On a perfectly tweaked screen you should see all six numbers.

Hint: Check the details and resolution by the text line under the picture.



Color bars

Look for color reproduction, bleeding colors etc. Clear vertical lines should be seen.



Hint: It's also a good idea to check the details, resolution and color by the track intro where you see the EMMA logo (yellow stars on black background, the text under EMMA, the red text explaining what track, etc). Since the test picture intro is rather short, you can use the following track Zero bit for this.

8. Zero bit track

Use this track to check system noise.

9. Music track - Raison y dimy (DD 2.0)

Same as track 4, but recorded in DD 2.0 (downmix from 5.1).

10. Music track - Le nozze di Figaro (DD 2.0)

Same as track 3, but recorded in DD 2.0 (downmix from 5.1).